

DENTON INDEPENDENT SCHOOL DISTRICT

ANNUAL REVIEW OF INVESTMENT PERFORMANCE

SCHOOL YEAR 2011-2012

October 23, 2012

PREPARED BY

DEBBIE MONSCHKE & JULIE SIMPSON

TABLE OF CONTENTS

DETAIL OF INVESTMENT PORTFOLIO - BY INVESTMENT TYPE For the Period July 1, 2011 Through June 30, 2012	1
COMPARISON OF DISTRICT'S PORTFOLIO YIELD vs. SELECTED BENCHMARKS For the Period July 1, 2011 Through June 30, 2012	2
COMPARISON OF U.S. TREASURY RATES January 2002 - June 2012	3
COMPARISON OF INVESTMENT POOL RATES January 2002 - June 2012	4
COMPARISON OF TEXPOOL INVESTMENT RATES January 2002 - June 2012	5
COMPARISON OF LONE STAR INVESTMENT POOL RATES January 2002 - June 2012	6
COMPARISON OF DISD INVESTMENTS January 2002 - June 2012	7
SCHEDULE OF MONTHLY INTEREST RATES July 2011 - June 2012	8
SCHEDULE OF AVERAGE INTEREST RATES January 2002 - June 2012	9
INVESTMENT EARNINGS BY POOL TYPE For the Period July 1, 2011 Through June 30, 2012	10
INVESTMENT EARNINGS BY FUND For the Period July 1, 2011 Through June 30, 2012	11
DAILY INVESTMENT BALANCE BY TYPE - GENERAL FUND For the Period July 1, 2011 Through June 30, 2012	12
DAILY INVESTMENT BALANCE BY TYPE - DEBT SERVICES For the Period July 1, 2011 Through June 30, 2012	13

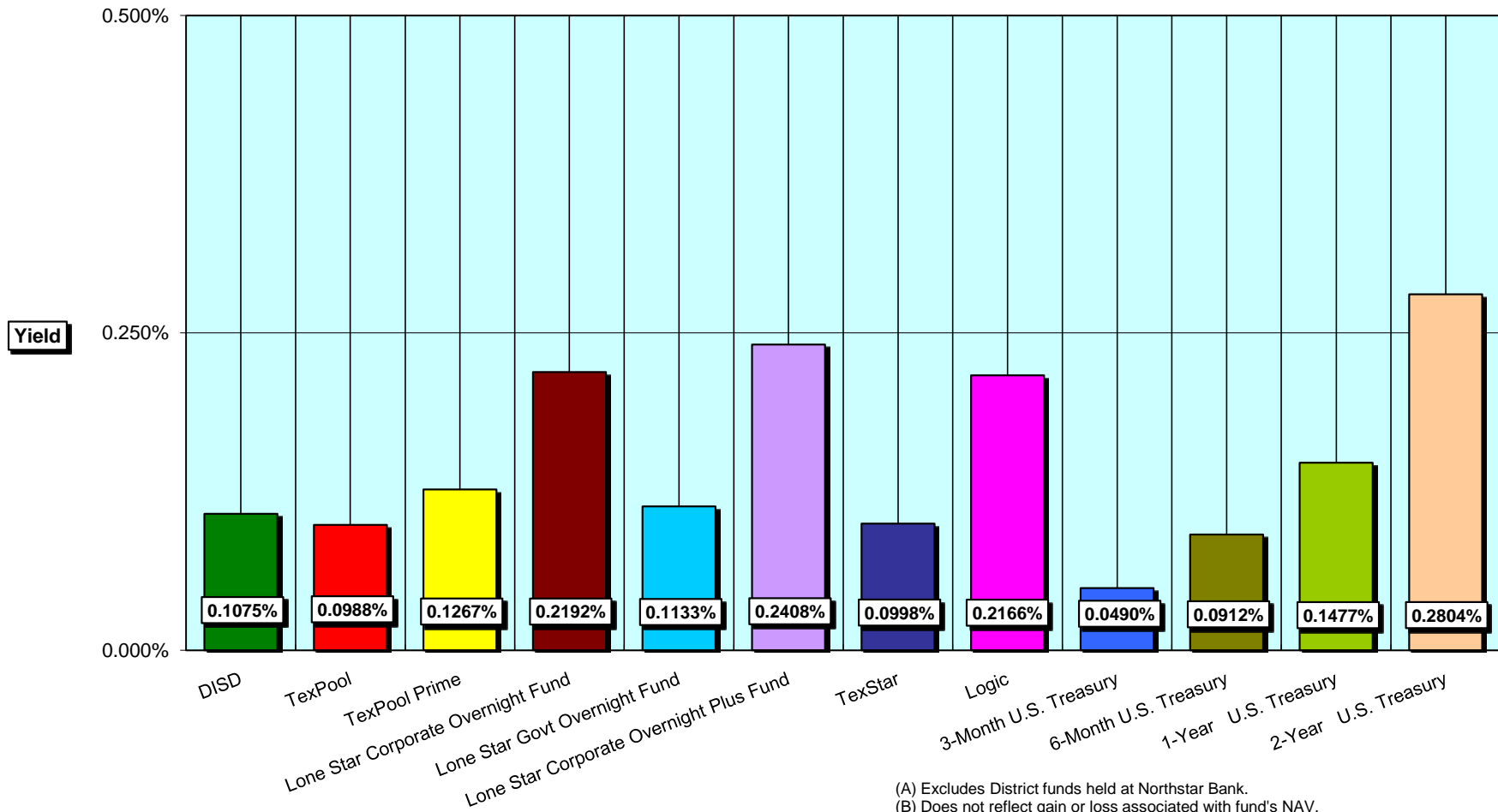
**DENTON INDEPENDENT SCHOOL DISTRICT
 DETAIL OF INVESTMENT PORTFOLIO - BY INVESTMENT TYPE
 FOR THE PERIOD JULY 1, 2011 THROUGH JUNE 30, 2012**

Investment Description	Average Daily Amount Invested	Actual Annual Earnings	DISD Yield (A)	Average Yield (B)
TexPool	\$48,063,943	\$49,856	0.1037%	0.0988%
Lone Star Govt Overnight Fund	\$88,298,955	\$98,018	0.1110%	0.1133%
TexSTAR	\$43,482,331	\$45,460	0.1045%	0.0998%
Totals	\$179,845,229	\$193,335	0.1075%	0.1040%

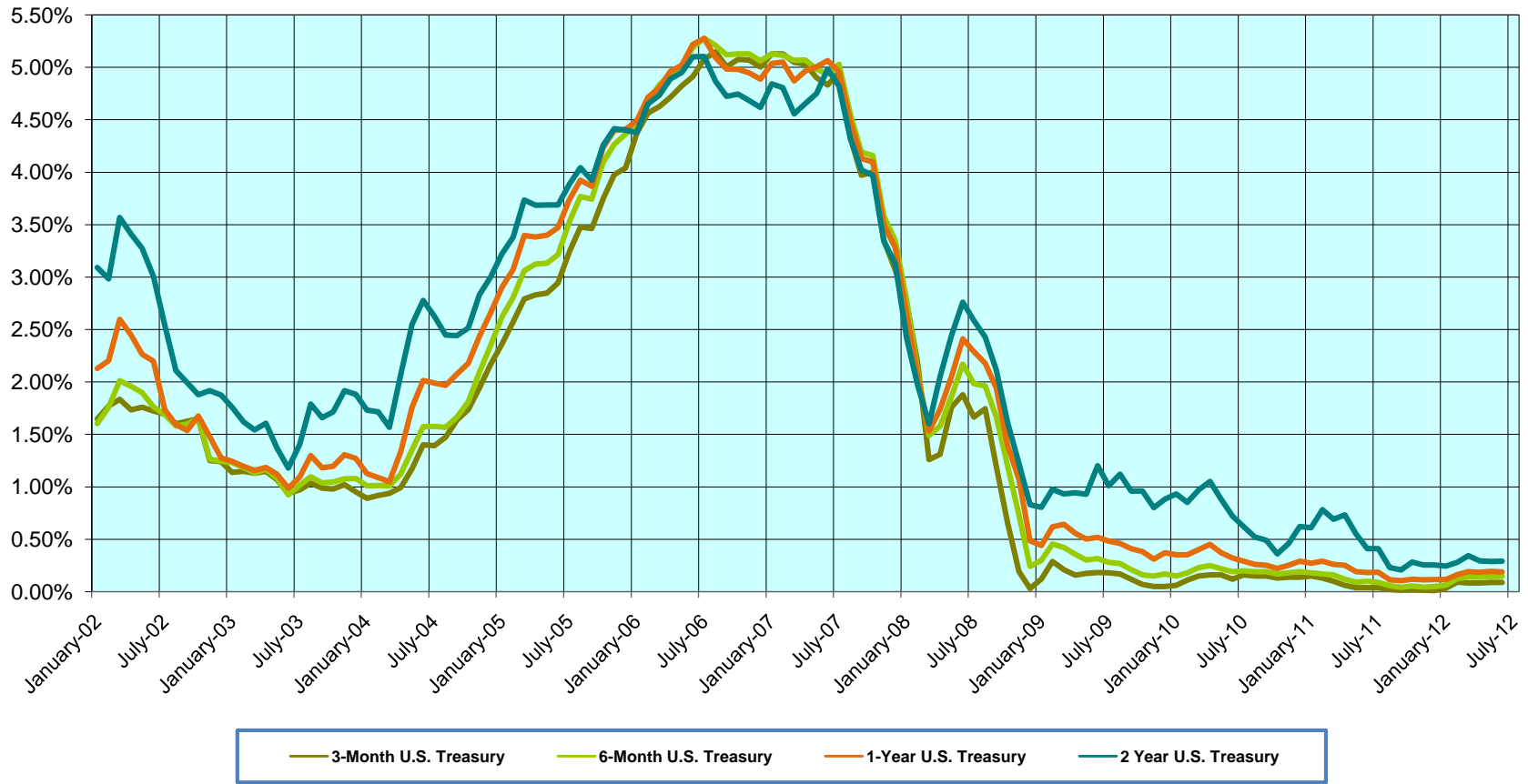
(A) - The DISD Yield is calculated based on the Actual Annual Earnings for the period of July 1, 2011 to June 30, 2012 divided by the Average Daily Amount Invested during the same period.

(B) - The Average Yield for each investment is based on an average of the published monthly average yield.

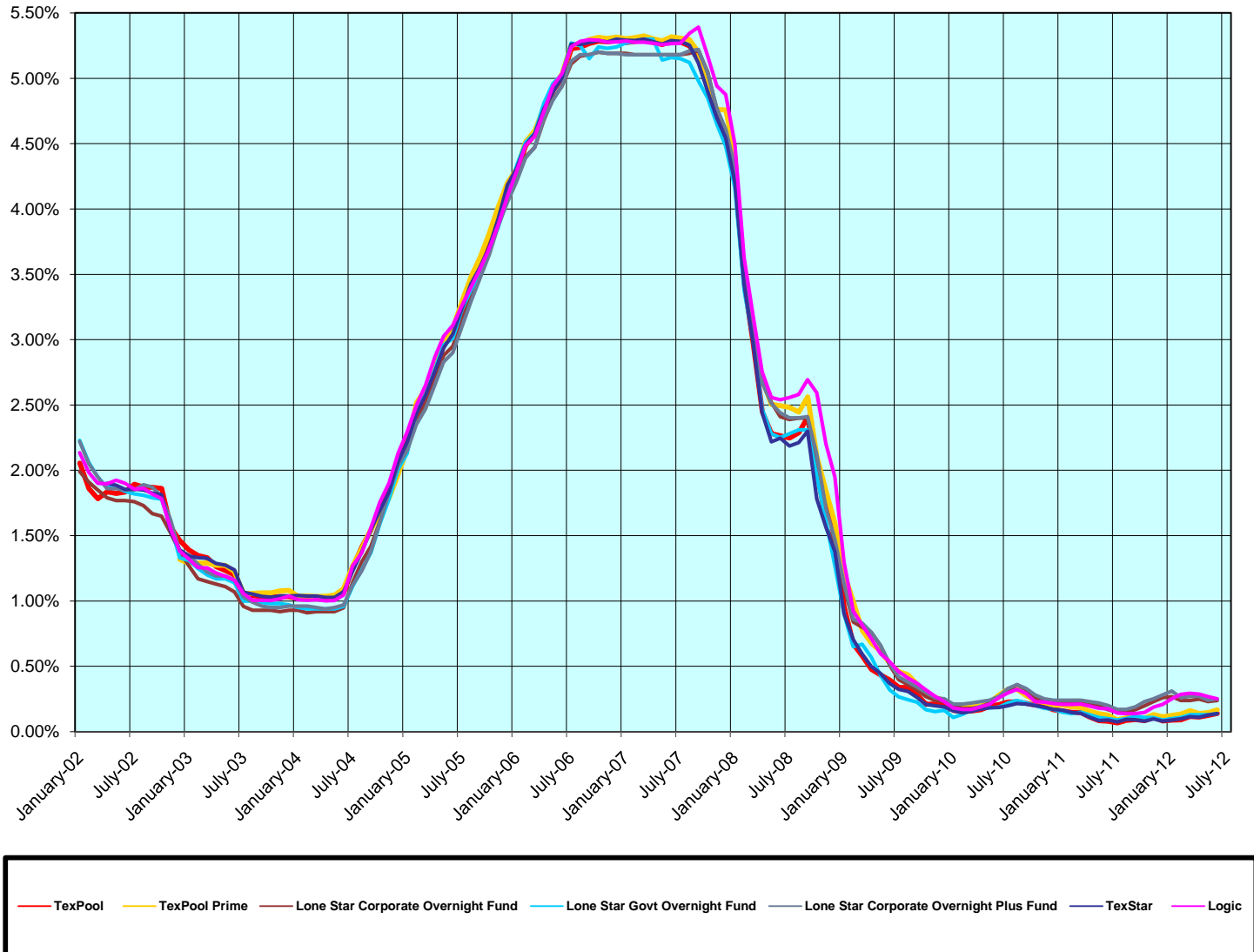
**DENTON INDEPENDENT SCHOOL DISTRICT
COMPARISON OF DISTRICT'S PORTFOLIO YIELD VS. SELECTED BENCHMARKS
FOR THE PERIOD JULY 1, 2011 THROUGH JUNE 30, 2012**



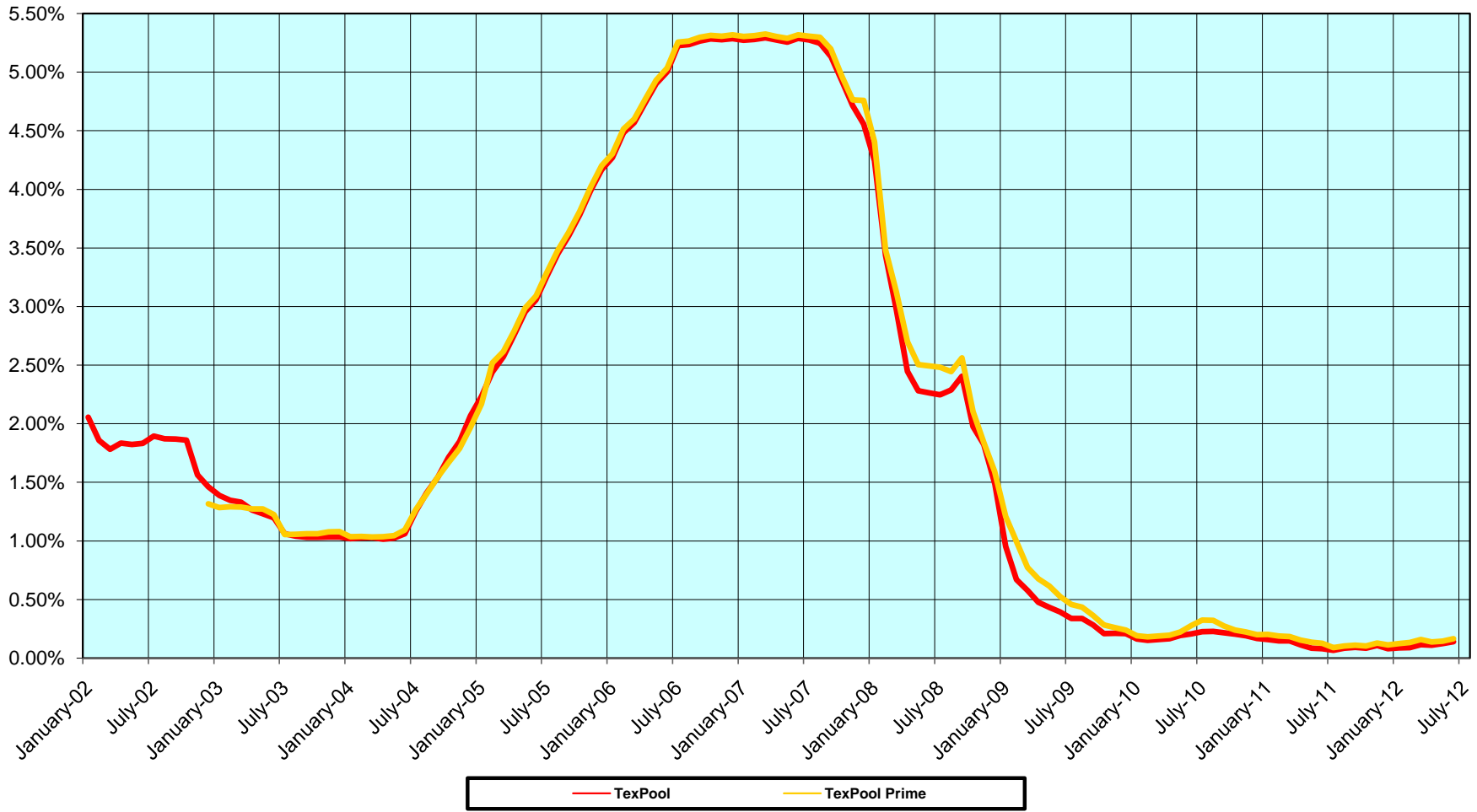
**DENTON INDEPENDENT SCHOOL DISTRICT
COMPARISON OF U. S. TREASURY RATES
JANUARY 2002 - JUNE 2012**



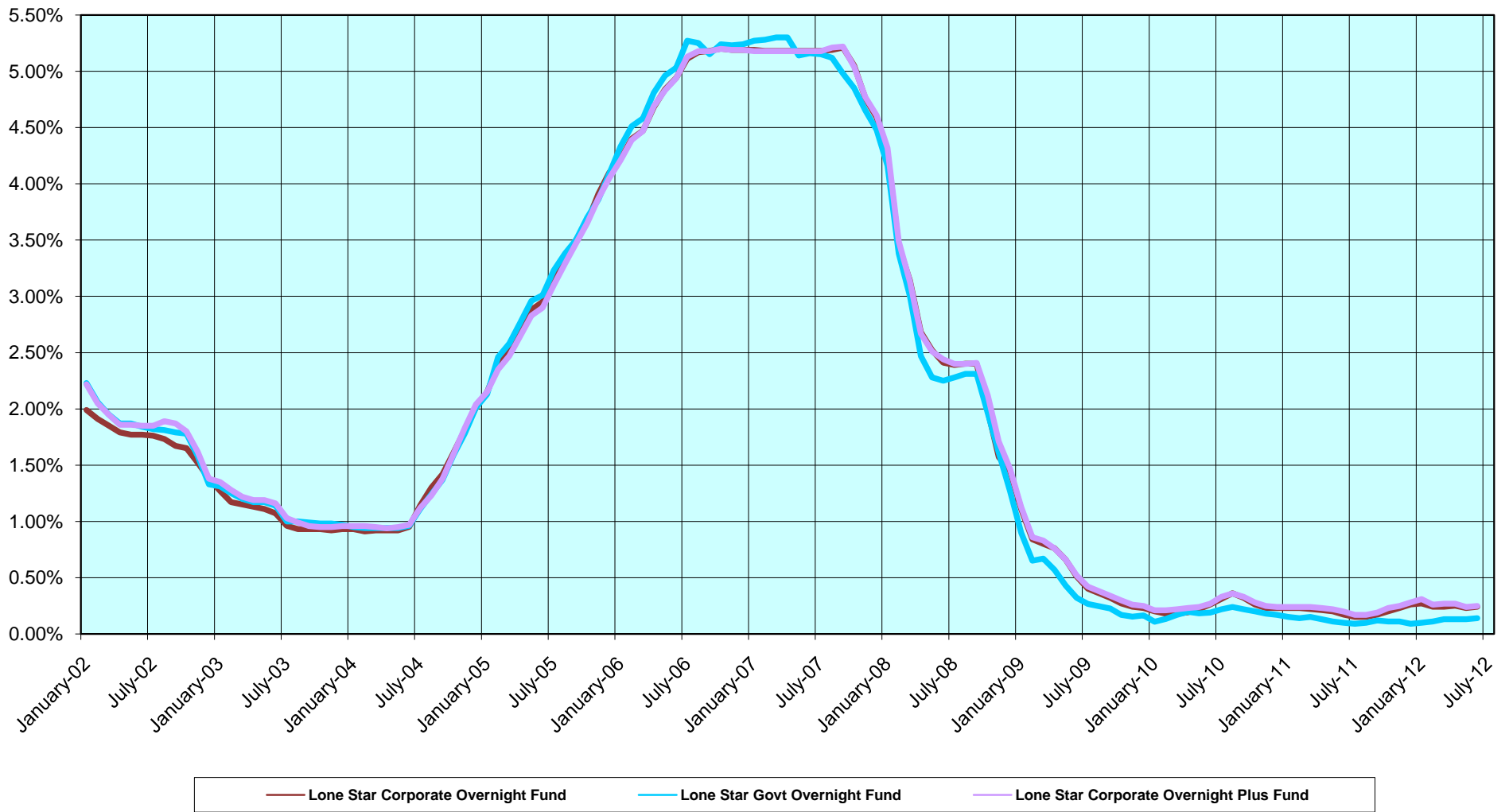
**DENTON INDEPENDENT SCHOOL DISTRICT
COMPARISON OF INVESTMENT POOL RATES
JANUARY 2002 - JUNE 2012**



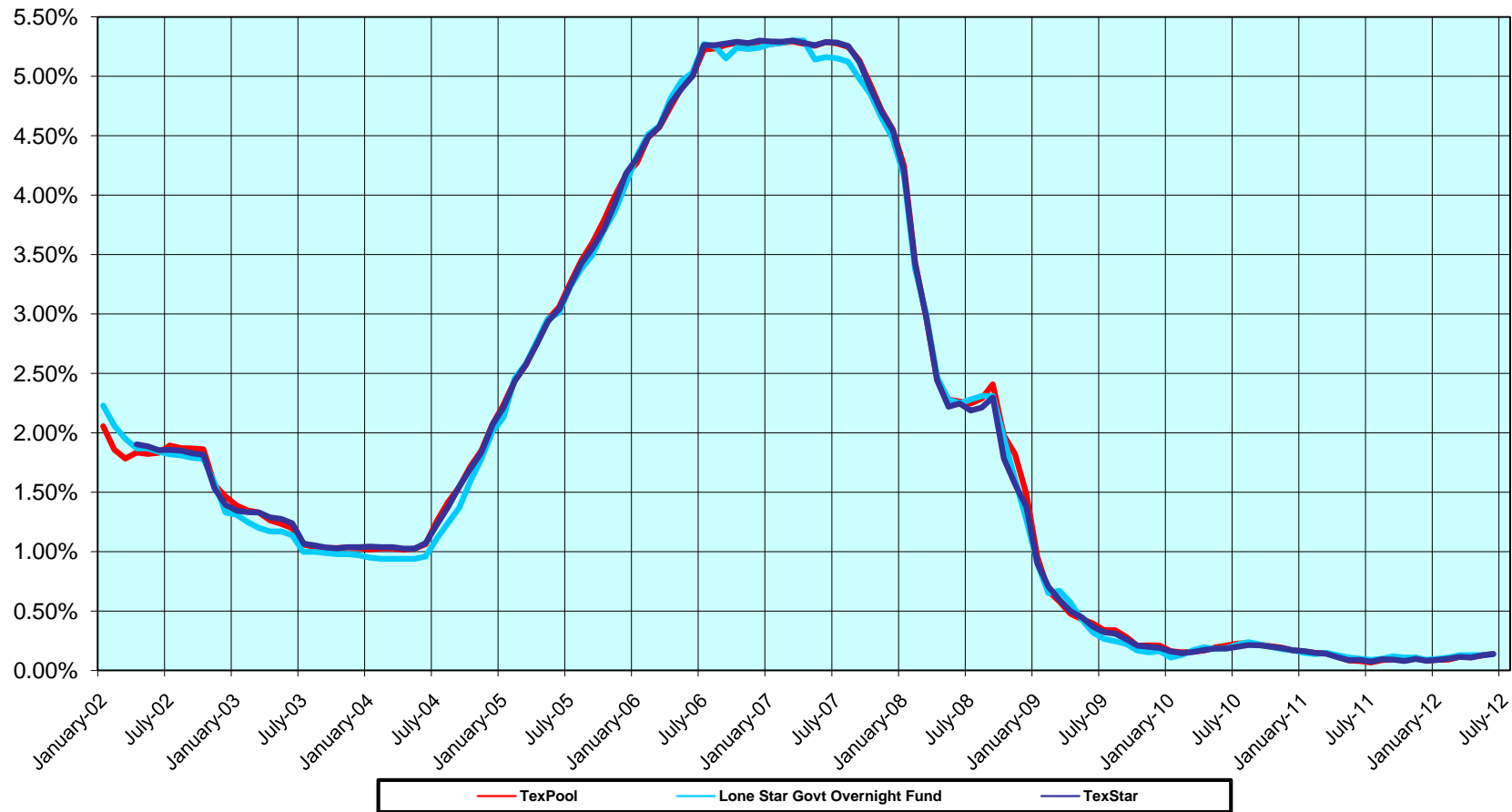
**DENTON INDEPENDENT SCHOOL DISTRICT
COMPARISON OF TEXPOOL INVESTMENT RATES
JANUARY 2002 - JUNE 2012**



**DENTON INDEPENDENT SCHOOL DISTRICT
COMPARISON OF LONE STAR INVESTMENT POOL RATES
JANUARY 2002 - JUNE 2012**



**DENTON INDEPENDENT SCHOOL DISTRICT
COMPARISON OF DISD INVESTMENTS
JANUARY 2002 - JUNE 2012**



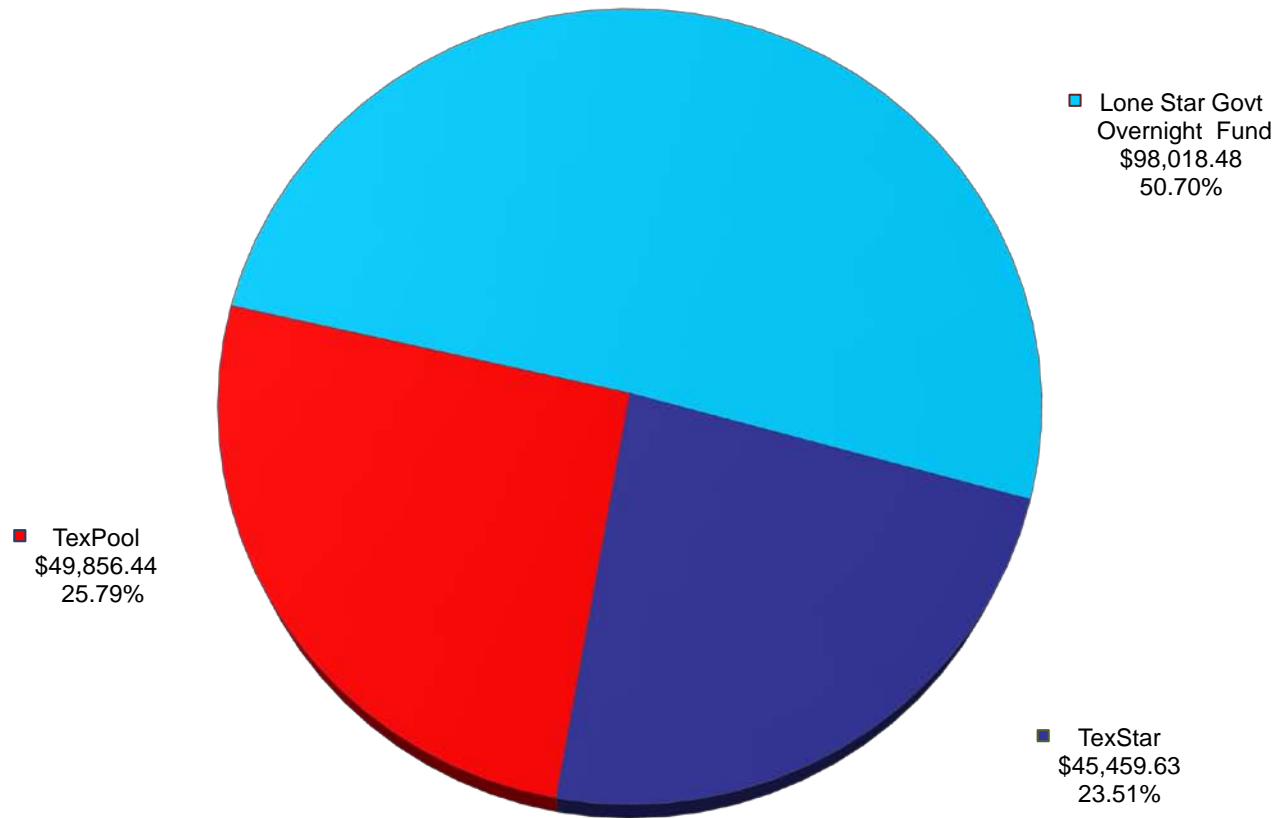
**DENTON INDEPENDENT SCHOOL DISTRICT
SCHEDULE OF MONTHLY INTEREST RATES
JULY 2011 - JUNE 2012**

	DISD	TexPool	TexPool Prime	Lone Star Corporate Overnight Fund	Lone Star Govt Overnight Fund	Lone Star Corporate Overnight Plus Fund	TexStar	Logic	3-Month U.S. Treasury	6-Month U.S. Treasury	1-Year U.S. Treasury	2 Year U.S. Treasury
Jul-11	0.1075%	0.0665%	0.0901%	0.1500%	0.0900%	0.1700%	0.0746%	0.1424%	0.0390%	0.0884%	0.1852%	0.4094%
Aug-11	0.1075%	0.0851%	0.1044%	0.1500%	0.1000%	0.1700%	0.0940%	0.1380%	0.0219%	0.0577%	0.1116%	0.2277%
Sep-11	0.1075%	0.0929%	0.1102%	0.1700%	0.1200%	0.1900%	0.0906%	0.1381%	0.0137%	0.0413%	0.1033%	0.2067%
Oct-11	0.1075%	0.0839%	0.1036%	0.2000%	0.1100%	0.2300%	0.0807%	0.1470%	0.0177%	0.0539%	0.1161%	0.2816%
Nov-11	0.1075%	0.1080%	0.1297%	0.2300%	0.1100%	0.2500%	0.0973%	0.1874%	0.0137%	0.0453%	0.1127%	0.2543%
Dec-11	0.1075%	0.0810%	0.1125%	0.2600%	0.0900%	0.2800%	0.0815%	0.2085%	0.0113%	0.0484%	0.1155%	0.2552%
Jan-12	0.1075%	0.0875%	0.1249%	0.2700%	0.1000%	0.3100%	0.0902%	0.2513%	0.0348%	0.0648%	0.1142%	0.2416%
Feb-12	0.1075%	0.0903%	0.1347%	0.2400%	0.1100%	0.2600%	0.0986%	0.2860%	0.0914%	0.1238%	0.1621%	0.2776%
Mar-12	0.1075%	0.1150%	0.1597%	0.2400%	0.1300%	0.2700%	0.1148%	0.2942%	0.0832%	0.1406%	0.1894%	0.3423%
Apr-12	0.1075%	0.1110%	0.1387%	0.2500%	0.1300%	0.2700%	0.1098%	0.2864%	0.0830%	0.1383%	0.1833%	0.2913%
May-12	0.1075%	0.1246%	0.1455%	0.2300%	0.1300%	0.2400%	0.1273%	0.2683%	0.0884%	0.1452%	0.1916%	0.2868%
Jun-12	0.1075%	0.1395%	0.1663%	0.2400%	0.1400%	0.2500%	0.1379%	0.2514%	0.0897%	0.1463%	0.1880%	0.2907%

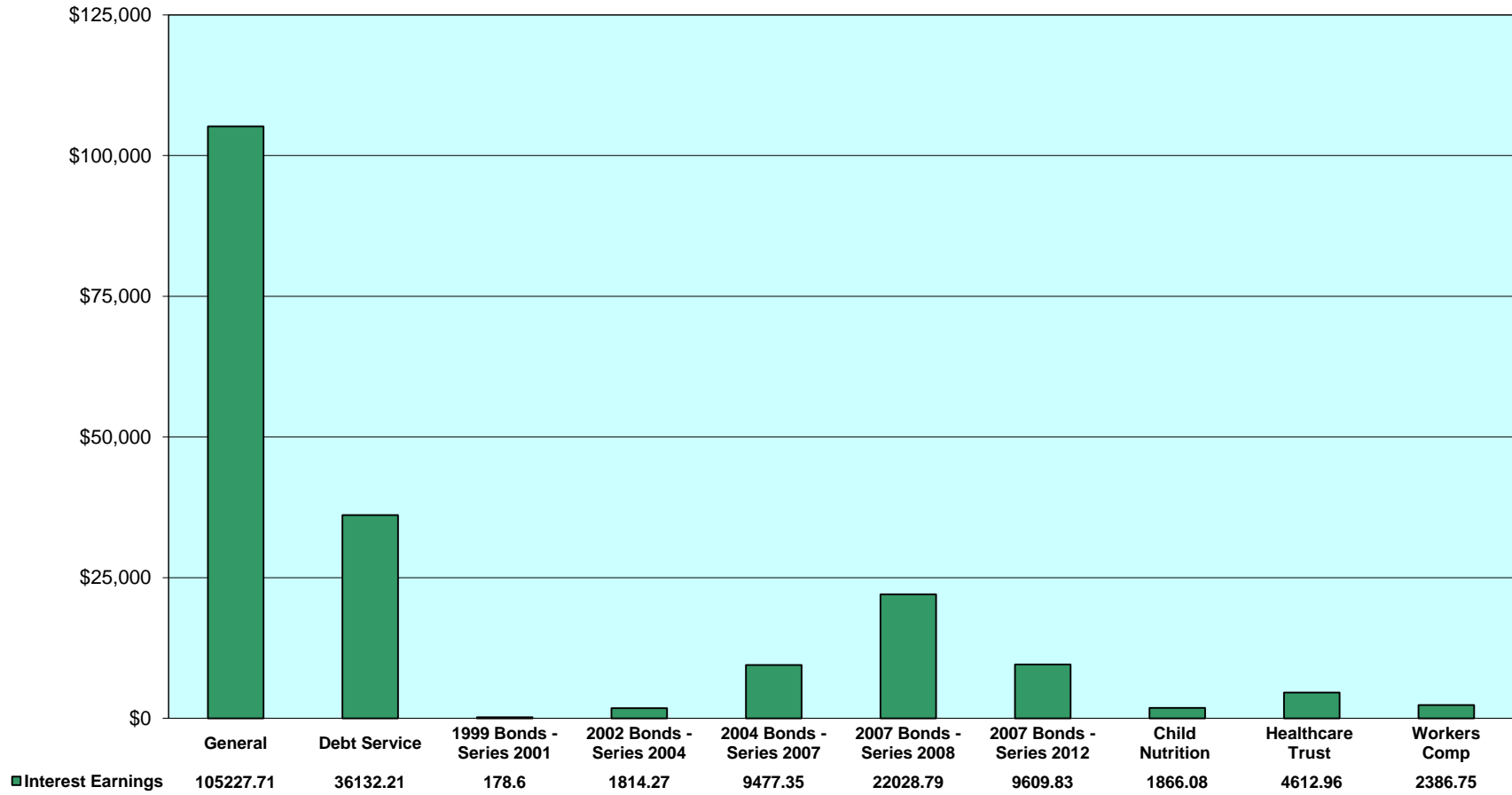
**DENTON INDEPENDENT SCHOOL DISTRICT
SCHEDULE OF AVERAGE INTEREST RATES
JANUARY 2002 - JUNE 2012**

	DISD	TexPool	TexPool Prime	Lone Star Corporate Overnight Fund	Lone Star Govt Overnight Fund	Lone Star Corporate Overnight Plus Fund	TexStar	Logic	3-Month U.S. Treasury	6-Month U.S. Treasury	1-Year U.S. Treasury	2-Year U.S. Treasury
Jun-02	N/A	1.8638%	N/A	1.8467%	1.9700%	1.9650%	1.8807%	1.9560%	1.7451%	1.8325%	2.3055%	3.2217%
Jun-03	1.0130%	1.5232%	1.2794%	1.3842%	1.4458%	1.4833%	1.5064%	1.4701%	1.3024%	1.3132%	1.3473%	1.7819%
Jun-04	1.0149%	1.0338%	1.0561%	0.9292%	0.9658%	0.9642%	1.0419%	1.0161%	1.0220%	1.1194%	1.3089%	1.8978%
Jun-05	2.2311%	2.1549%	2.1507%	2.0700%	2.0842%	2.0458%	2.1420%	2.2014%	2.1594%	2.3459%	2.6773%	3.0514%
Jun-06	4.1581%	4.1849%	4.2151%	4.1025%	4.1650%	4.0800%	4.1737%	4.1591%	4.0686%	4.3133%	4.4046%	4.4088%
Jun-07	5.2684%	5.2698%	5.2996%	5.1775%	5.2358%	5.1792%	5.2813%	5.2731%	5.0369%	5.1023%	5.0140%	4.7776%
Jun-08	3.5436%	3.9586%	4.0831%	4.0375%	3.8975%	4.0492%	3.9423%	4.1785%	2.9017%	3.0700%	3.0742%	3.0700%
Jun-09	1.3228%	1.3107%	1.4851%	1.4058%	1.2733%	1.4392%	1.2449%	1.6201%	0.5516%	0.8279%	1.0523%	1.3802%
Jun-10	0.1997%	0.2190%	0.2752%	0.2542%	0.1837%	0.2775%	0.2079%	0.2700%	0.1167%	0.2050%	0.3875%	0.9275%
Jun-11	0.1593%	0.1634%	0.2151%	0.2475%	0.1675%	0.2633%	0.1603%	0.2294%	0.1158%	0.1617%	0.2500%	0.5700%
Jun-12	0.1075%	0.0988%	0.1267%	0.2192%	0.1133%	0.2408%	0.0998%	0.2166%	0.0490%	0.0912%	0.1477%	0.2804%

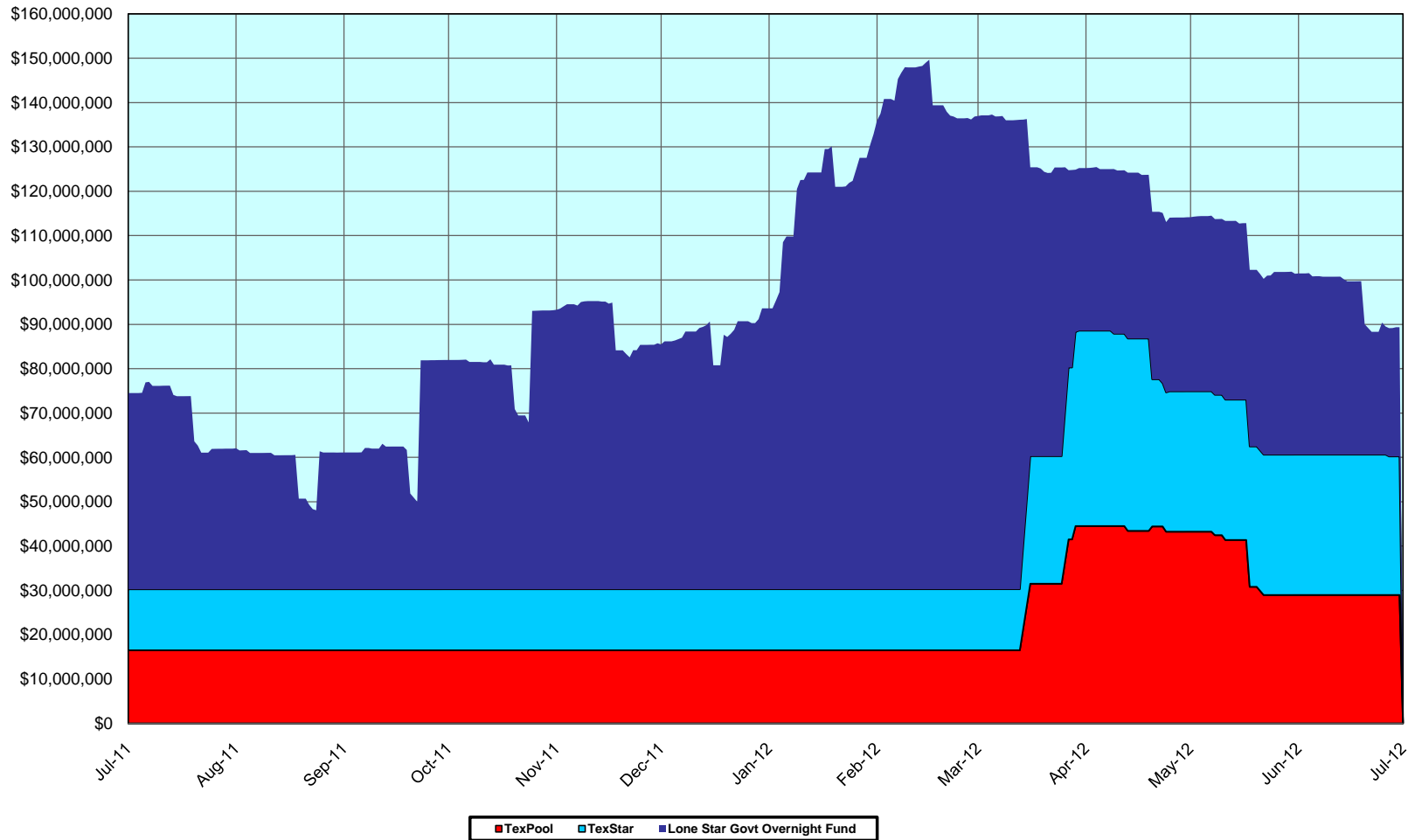
**DENTON INDEPENDENT SCHOOL DISTRICT
INVESTMENT EARNINGS BY POOL TYPE
FOR THE PERIOD JULY 1, 2011 THROUGH JUNE 30, 2012**



**DENTON INDEPENDENT SCHOOL DISTRICT
INVESTMENT EARNINGS BY FUND
FOR THE PERIOD JULY 1, 2011 THROUGH JUNE 30, 2012**



**DENTON INDEPENDENT SCHOOL DISTRICT
DAILY INVESTMENT BALANCE BY TYPE - GENERAL FUND
FOR THE PERIOD JULY 1, 2011 THROUGH JUNE 30, 2012**



**DENTON INDEPENDENT SCHOOL DISTRICT
DAILY INVESTMENT BALANCE BY TYPE - DEBT SERVICE FUND
FOR THE PERIOD JULY 1, 2011 THROUGH JUNE 30, 2012**

